



BLOCKSYSTEM

ST



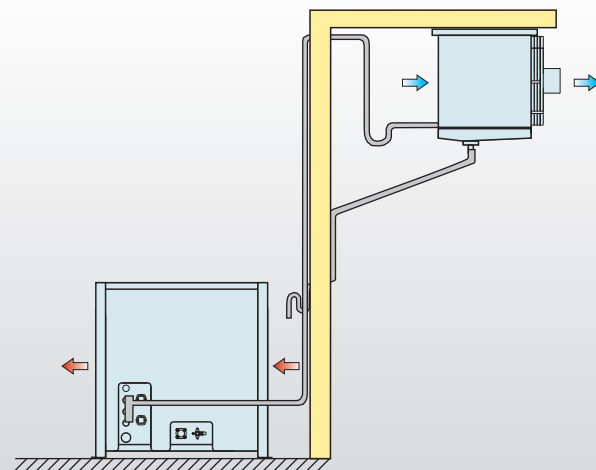
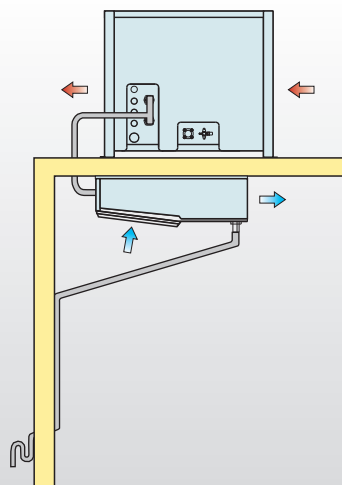
Serie split - Installazione a soffitto o a pavimento
Split range - Roof or floor mounting installation

R134a

	MBP
Campo di esercizio (Tc) <i>Operating range (Tc)</i>	+5°C ÷ -5°C
Potenza Frigorifera <i>Refrigerating capacity</i>	759 ÷ 15417 W T _a = 32°C (T _c = 0°C)
Volume cella <i>Cold room volume</i>	4 ÷ 206 m ³
Tipo di sbrinamento <i>Defrosting type</i>	R



REFRIGERANTE
A BASSO GPW
LOW GPW
REFRIGERANT



Caratteristiche generali

Centralina elettronica di controllo
Pressostato di massima
Pannello di controllo remoto (10m)
Micro porta con cavo (2,5m)
Luce cella con cavo (2,5m)
Cavo resistenza porta nei modelli LBP con cavo (2,5m)
Cavi di connessione evaporatore/unità condensatrice (10m)
Scarico diretto dell'acqua di condensazione
Cavo di alimentazione (2,5m)
Sbrinatorio a resistenza
Imballo incluso

Optional

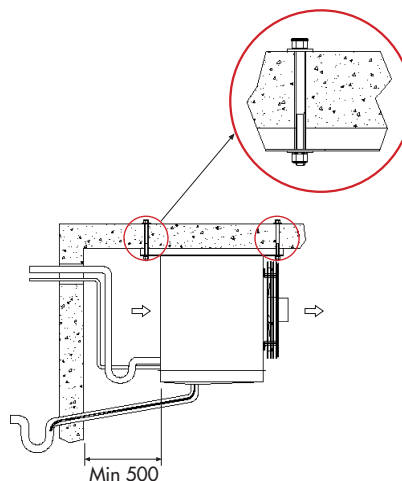
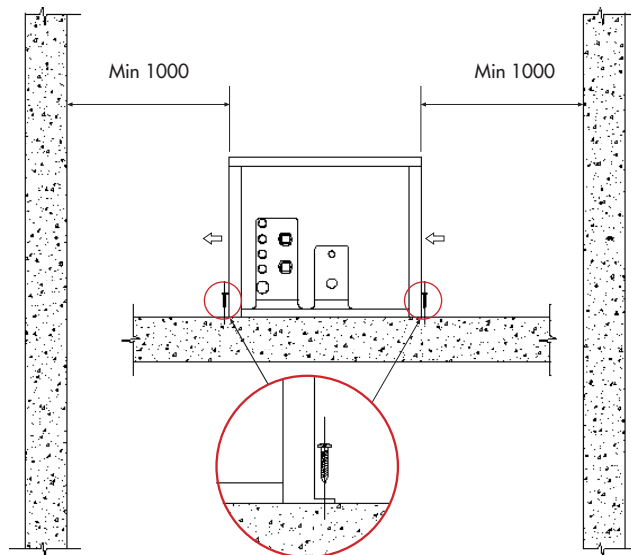
Tubazioni precaricate nelle lunghezze di 2,5/5/10m
Gas diverso
Voltaggio diverso
Condensazione ad acqua
Variatore di velocità ventole condensatore
Resistenza carter
Pressostato di bassa
Espansione a valvola termostatica (dove non prevista)
Monitor di tensione
Interruttore magnetotermico differenziale
Predisposizione per telegestione e/o Master e Slave
Sistema di telegestione
Kit centrifugo per estrazione aria calda di condensazione

General features

Electronic control panel
High pressure switch
Remote control panel (10m)
Door micro switch with cable (2,5m)
Cold room light with cable (2,5m)
Door heater cable for LBP items with cable (2,5m)
Connecting cables evaporator/condensing unit (10m)
Condensing water direct discharge
Power supply cable (2,5m)
Electrical defrost
Package included

Optional

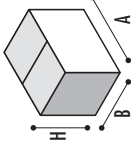
Pre-charged pipe connections of the following lengths 2,5/5/10m
Different gas
Different voltage
Water condensation
Condenser fan speed variator
Crankcase heater
Low pressure switch
Thermostatic valve expansion (when not provided)
Voltage monitor
Differential thermomagnetic switch
Presetting of electronic remote management and /or Master and Slave
Management software system
Centrifugal set for warm condensation air extraction



R134A Code	Voltage	Compressor type	PEF Category	Expansion		Total Absorption	Condenser fans	Evaporator fans	Pipe Fittings	Weight	Refrigeration Output/Cold room volume																	
				W	A						Ta = 25°C			Ta = 32°C			Ta = 43°C											
											Tc = +5°C	Tc = 0°C	Tc = -5°C	Tc = +5°C	Tc = 0°C	Tc = -5°C	Tc = +5°C	Tc = 0°C	Tc = -5°C	Tc = +5°C	Tc = 0°C	Tc = -5°C						
																							W	m³	W	m³	W	m³
STM003Y001	230/1/50	E	0	C	564	3,79	2x254 1528	1x200 630 3	10 6	67,0	941	7,6	814	4,6	693	3,7	881	6,9	759	4,2	644	3,2	782	5,5	670	3,4	564	2,6
STM006Y001	230/1/50	E	0	C	622	3,71	2x254 1528	1x200 600 3	10 6	71,1	1116	9,9	956	6,1	803	4,7	1048	9,0	895	5,5	749	4,2	938	7,3	796	4,5	662	3,2
STM009Y001	230/1/50	E	0	C	856	5,62	2x254 1211	2x200 1230 3,5	12 6	69,5	1647	17,0	1406	10,8	1106	7,6	1514	15,0	1288	9,4	1012	6,7	1296	11,3	1094	7,1	857	4,7
STM016Y001	230/1/50	E	0	C	1100	5,74	2x254 1550	2x200 1170 3,5	12 6	69,9	2292	26,2	2014	18,6	1747	14,6	2079	22,5	1812	14,9	1552	12,2	1734	16,5	1487	10,7	1242	8,2
STM022Y012	400/3/50	E	1	V	1446	4,54	2x300 2500	2x254 1602 7,5	16 10	121,5	2941	36,1	2441	23,9	1935	16,7	2733	32,1	2267	20,0	1796	14,7	2377	24,8	1967	15,4	1555	11,3
STM034Y012	400/3/50	E	1	V	1862	5,29	2x300 2281	3x254 2364 7,5	16 10	107,8	4049	54,5	3460	35,3	2888	27,3	3733	47,8	3181	30,9	2648	23,9	3203	36,4	2715	23,4	2245	18,0
STM040Y012	400/3/50	E	1	V	2156	6,55	2x350 3962	3x254 2167 7	16 10	155,5	4515	62,3	3860	40,5	3237	31,6	4252	55,9	3629	36,4	3036	28,4	3819	43,8	3250	29,3	2706	22,7
STM054Y012	400/3/50	E	2	V	2674	8,38	2x350 3670	3x254 2167 7	22 10	135,0	5536	79,7	4581	49,6	3660	36,8	5137	69,8	4729	44,0	3355	32,1	4459	54,2	3633	33,6	2841	24,1
STM068Y012	400/3/50	E	2	V	3571	9,91	2x350 4360	2x350 4163 14	22 12	220,0	8232	127,7	7005	91,4	5800	67,1	7697	114,0	6521	82,3	5369	59,9	6802	90,1	5718	64,2	4657	46,3
STM080Y012	400/3/50	SE	1	V	3470	8,09	2x350 4120	2x350 3825 14	28 12	236,5	9166	145,9	7901	107,9	6669	79,9	8579	129,7	7381	96,3	6217	76,2	7600	102,8	6517	75,7	5469	58,9
STM110Y012	400/3/50	SE	1	V	4160	10,40	2x400 4800	2x450 9926 17	28 12	372,5	11224	184,3	9686	137,3	8171	107,6	10450	163,0	8991	121,0	7558	94,0	9168	127,7	7845	94,3	6551	72,4
STM140Y012	400/3/50	SE	1	V	5140	12,93	2x450 5300	2x450 9162 17	28 12	421,5	14504	244,5	12436	185,2	10456	139,8	13563	213,9	11599	160,6	9723	122,7	12008	168,6	10222	127,8	8570	95,9
STM200Y012	400/3/50	SE	1	V	6480	15,23	2x450 5300	2x450 8663 16	35 16	480,5	19342	327,8	16678	234,8	14043	180,4	17954	290,7	15417	205,8	12909	154,9	15644	231,8	13333	160,4	11048	118,2

Condizioni di calcolo rese e assorbimenti (MBPP): temp. gas aspirato +20°C, senza sottoraffreddamento del liquido, surriscaldamento utile 100%
Capacity and absorption calculation conditions (MBPP): suction gas temp. +20°C, without liquid subcooling, 100% useful heat

Tipo di Compressore / Compressor type: E = emettico / hermetic SE = semiermetico / semi-hermetic
Espansione / Expansion: C = capillare / capillary V = valvola / valve
Conessioni tubi / Pipe fittings: S = aspirazione / suction D = mandata / discharge

PACKAGE			
	A x B x H (mm)	m³	Kg
STM003Y001	950 x 610 x 990	0,574	16
STM006Y001	1310 x 610 x 990	0,791	20
STM009Y001	1050 x 685 x 1140	0,82	21
STM022Y012	1450 x 810 x 1175	1,38	37
STM034Y012	1420 x 1420 x 830	1,674	49
STM040Y012	1730 x 1730 x 1071	4,064	77
STM068Y012			
STM080Y012			
STM110Y012			
STM140Y012			
STM200Y012			

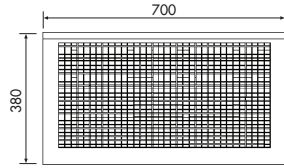
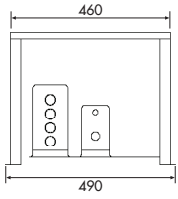
BLOCKSYSTEM

ST

R134a

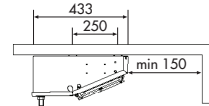
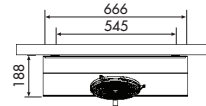
9920230 rev 01 -01/17

A) STM003Y001
STM006Y001

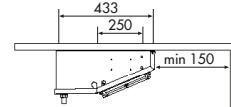
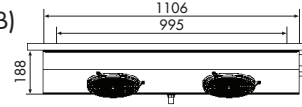


B) STM009Y001
STM016Y001

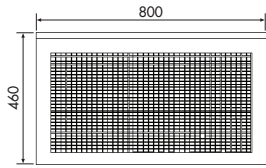
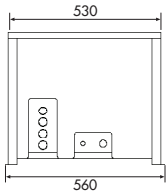
A)



B)

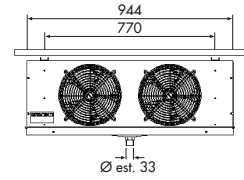
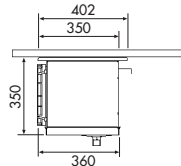


A) STM022Y012

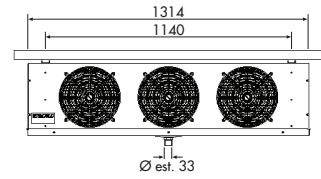
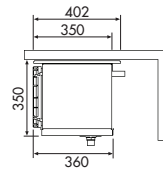


B) STM034Y012

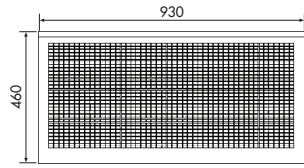
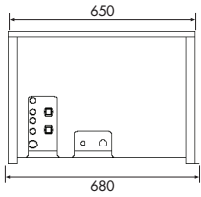
A)



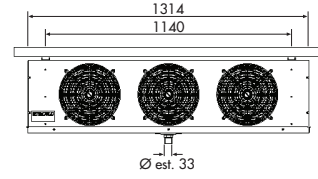
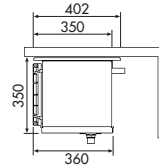
B)



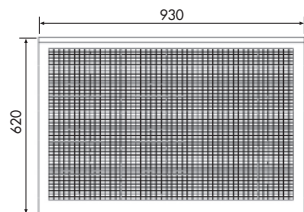
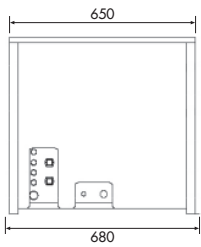
STM040Y012
STM054Y012



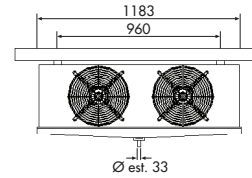
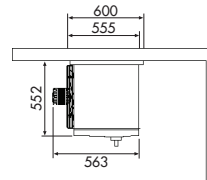
A)



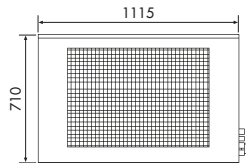
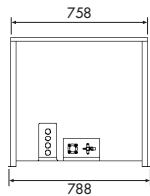
STM068Y012
STM080Y012



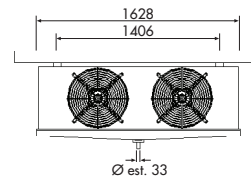
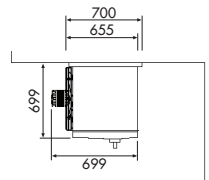
A)



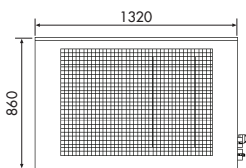
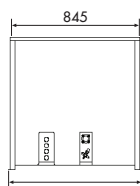
STM110Y012



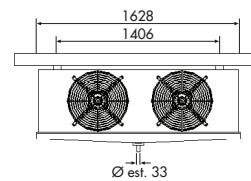
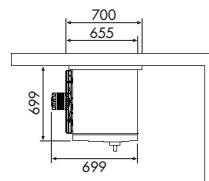
A)



STM140Y012
STM200Y012



A)



Per ulteriori informazioni, contattare il nostro ufficio tecnico / For further information, please contact our technical dept

Descrizione, dati tecnici e illustrazioni sono indicativi e non vincolanti. La Rivacold si riserva il diritto di modificare per intero o in parte le specifiche descritte nella presente documentazione senza preavviso e a beneficio della continuità produttiva, di utilizzare produttori alternativi di componenti previsti nel progetto.

Descriptions, technical data and pictures are to be considered as a guide and not binding. Rivacold reserves the right to change in whole or part, the specification detailed in this documentation without prior notice and, when necessary to achieve continuous productions, to use alternative manufactures of components for design accomplishment.